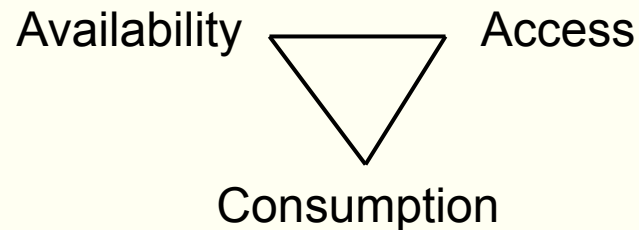


MODULE 2: BASELINE ASSESSMENT

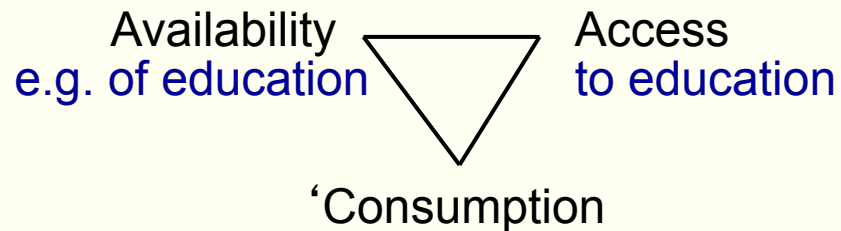
Session 19: Non-food Needs Assessment: Baseline Info

What is meant by a livelihoods-based assessment of non-food needs?

The Food Security Triangle



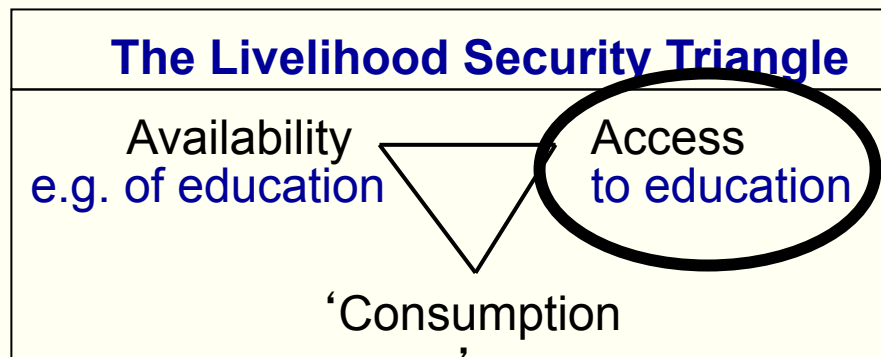
The Livelihood Security Triangle



In food security, we look at **availability**, **access** and **consumption** of food

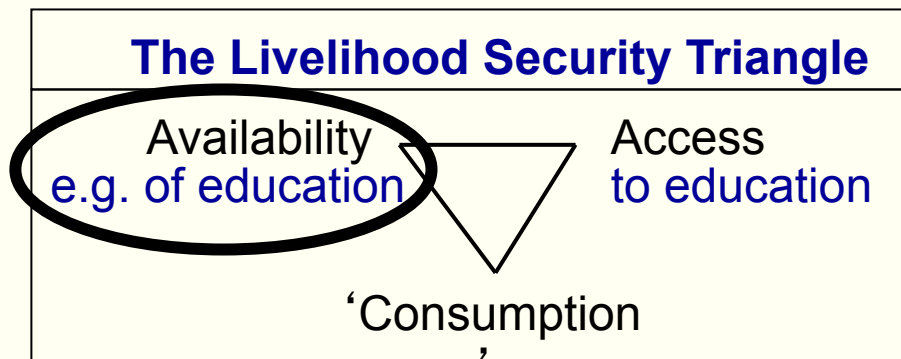
It is useful to think in terms of the same categories to analyze non-food issues

What is meant by a livelihoods-based assessment of non-food needs?



Many of the non-food **access** issues are already captured in HEA expenditure analyses

What is meant by a livelihoods-based assessment of non-food needs?



But additional field work is needed to find out about **availability**

What is covered in the non-food assessment forms?

This is an assessment of **BASELINE** non food service and provision availability – not a needs assessment per se

What is covered in the non-food assessment forms?

It provides the reference point for judging what has changed if a shock does occur

What is covered in the non-food assessment forms?

Veterinary services:

- main livestock diseases
- seasonality
- availability and cost of treatment
- vaccination coverage
- animal feed sources
- cost if purchased

What is covered in the non-food assessment forms?

Crop extension services:

- input supply and costs
- main crop pests and diseases
- seasonality
- availability and cost of treatment
- control measures

What is covered in the non-food assessment forms?

Water (for humans and livestock):

- main sources
- seasonal availability
- cost
- distance and quality

What is covered in the non-food assessment forms?

Health services:

- main human diseases
- seasonality
- availability and cost of treatment
- vaccination coverage
- no. and type of health facilities
- staffing levels

What is covered in the non-food assessment forms?

Education:

- no. schools
- no. teachers
- rates of enrolment
- rates of student retention

Before adding on a non-food baseline component

1. Keep in mind this can add a substantial amount of time onto your assessment (at least a day)
2. These questions are usually asked at district level – if the information is not readily available, it can take additional days to obtain

Before adding on a non-food baseline component

3. It is important to gain consensus among non-food sector agencies before undertaking this exercise, because the information will not be used otherwise